

Matoz Custom Firmware v1.35.1D

(This firmware is based on and modified from the original F4HWN firmware v4.3.2)


Improvement for SATCOM

Fix SOS Flashlight

POnMsg - power on message



ScanList All, 0, 1, 0+1, 2, 0+2, 3, 0+3, 1+2, 0+1+2, 1+3, 0+1+3, 2+3, 0+2+3, 1+2+3.



Add BlackList (MR/VFO)



While scanning press *
50 blacklist for MR
50 blacklist for VFO

Add CW

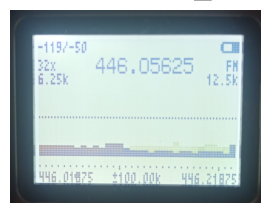


Spectrum Redesign by Matoz

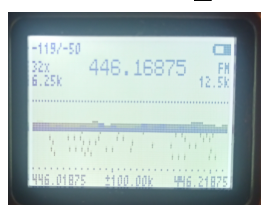


- 1 - Like original with more features
- 2 - Like 1 but with Waterfall
- 3 - Like 2 but stores the last 3 frequencies on screen
- 4 - Channels Scan with Slist

1 - Original



2 - Original + Waterwall



- 1 / 7 - increases/decreases frequency step between consecutive bars
- 4 - toggles the number of bars (channels) in the graph
- 2 / 8 - increases/decreases frequency step size by which the graph is scrolled with UP/DOWN buttons
- 5 - shows a frequency input box for lower sweep frequency (value in MHz, * - decimal point)
- 3 / 9 - increases/decreases maximum dB value (vertical scale)
- 6 - toggles receiver bandwidth
- * / F - increases/decreases squelch level
- 0 - toggles modulation type (FM / AM / USB)
- FN1 - excludes current frequency from the spectrum scan
- FN2 - toggles backlight
- EXIT - exits to a previous screen/function
- PTT - switches screen to detail monitoring of last received frequency (see below)



MENU - Scrolls through the parameters displayed at the bottom of the screen which can be adjusted with UP and DOWN buttons

LNAs - Short Low Noise Amplifier

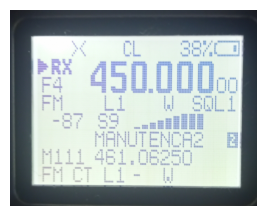
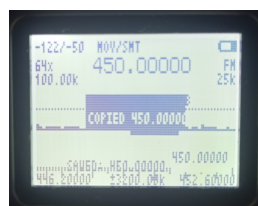
LNA - Low Noise Amplifier
VGA - Variable Gain Amplifier
BPF - Band Pass Filter
EXIT - exits to the previous screen of the spectrum analyzer

3 - Frequency Scan



Similar with Original + waterfall but it stores the last three frequencies captured and can capture CTCSS/DCS real time *

Keys equal to Original except
3 / 9 - change presets
MENU - Last peak frequency *
Holding MENU - Copy frequency to VFO *



*** - (exported to original and original + waterfall)**

4 - Channel Scan



HOLDING 5 - Change Slist

*** - Trigger +**
- Trigger -
0 - Change modulation
FN1 - BlackList
FN2 - Backlight

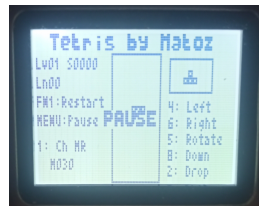
MENU - Lock/Unlock channel

LCh = Last channel listened to

HOLDING MENU - Go to channel MR



Fix Tetris drop bug from MCFW v1.35.0D, add Radio FM and MR Listen



Game Controls:

4: Move left
6: Move right
2: Drop piece fast
8: Mode down
5: Pause
EXIT: Quit

Radio Features:

0 short: FM Radio
0 long: FM+MR Dual
1: MR Channel

FM/Dual Mode:

UP/LEFT: Scan freq down
DN/RIGHT: Scan freq up

MR Mode:

UP/LEFT: Prev channel
DN/RIGHT: Next channel

Green LED: RX active

Selective Call (by ozitoune)

